

BALANCE SHEET

Name:
Type:
For the period:

ENEMONA AD
NON-CONSOLIDATED
01.01.2010-30.06.2010

('000 BGN)


ASSETS	Code	Current Period	Previous Period	EQUITY, MINORITY INTEREST AND LIABILITIES	Code	Current Period	Previous Period
a	b	1	2	a	b	1	2
A. NON-CURRENT ASSETS				A. EQUITY			
I. Non-current tangible assets				I. Share Capital			
1. Land	1-0011	5733	2819	Paid-in share capital	1-0411	13037	11934
2. Buildings	1-0012	12409	9457	incl. ordinary shares	1-0411-1		
3. Machinery and equipment	1-0013	1487	1674	incl. preferred shares	1-0411-2		
4. Installations	1-0014			Ordinary shares bought back	1-0417		
5. Transportation vehicles	1-0015	4836	5153	Preferred shares bought back	1-0417-1		
6. Tools	1-0017-1	361	367	Share capital not paid-in	1-0416		
7. Assets under construction	1-0018	5987	5760	Total (I):	1-0410	13037	11934
8. Other assets	1-0017	1175	1281	II. Reserves			
Total (I):	1-0010	31988	26511	1. Share premium reserves	1-0421	30837	30837
II. Investment properties	1-0041			2. Reserve from revaluation of assets and liabilities	1-0422		0
III. Biological Assets	1-0016			3. Special purpose reserves	1-0423	28457	18619
IV. Non-current intangible assets				general reserves	1-0424	17626	17626
1. Rights of ownership	1-0021	712	733	special reserves	1-0425		
2. Software products	1-0022	121	126	other reserves	1-0426	10831	993
3. R&D	1-0023			Total (II):	1-0420	59294	49456
4. Other	1-0024			III. Financial Result			
Total (IV):	1-0020	833	859	1. Retained Profit/Loss	1-0451	11681	1602
V. Goodwill				retained Profit	1-0452	11681	1602
1. Positive goodwill	1-0051			accumulated Loss	1-0453		
2. Negative goodwill	1-0052			changes in accounting policies	1-0451-1		
Total (V):	1-0050	0	0	2. Current profit	1-0454	2499	9988
VI. Financial Assets				3. Current loss	1-0455		
1. Share participation	1-0031	19327	18572	Total (III):	1-0450	14180	11590
- in subsidiaries	1-0032	19076	18321				
- joint ventures	1-0033			TOTAL (A)	1-0400	86511	72980
- in associated companies	1-0034	251	251				
- in other companies	1-0035						
2. Financial assets held until maturity	1-0042	0	0	B. MINORITY INTEREST	1-0400-1		
Treasury bonds	1-0042-1						
bonds including:	1-0042-2			C. NON-CURRENT LIABILITIES			
municipal bonds	1-0042-3			I. Commercial and other liabilities			
other	1-0042-4			1. Liabilities to related parties	1-0511		
3. Other financial assets	1-0042-5			2. Liabilities to financial institutions	1-0512	4782	192
Total (VI):	1-0040	19327	18572	3. ZUNK bond liabilities	1-0512-1		
VII. Commercial and other receivables				4. Commercial loans	1-0514		
1. Receivables from related parties	1-0044		18	5. Bonds	1-0515		2934
2. Commercial loans	1-0045	2102	2390	6. Other long-term liabilities	1-0517	1312	1716
3. Financial leasing	1-0046-1			Total (I):	1-0510	6094	4842
4. Other	1-0046	12881	7254				

Total (VII):	1-0040-1	14983	9662	II. Other non-current liabilities	1-0510-1	174	174
				III. Deferred income	1-0520		
VIII. Deferred expenses	1-0060			IV. Deferred taxes	1-0516	980	980
IX. Deferred taxes	1-0060-1			V. Financing	1-0520-1		
TOTAL (A)	1-0100	67131	55604	TOTAL (C)	1-0500	7248	5996
B. CURRENT ASSETS				D. CURRENT LIABILITIES			
I. Inventory				I. Commercial and other liabilities			
1. Materials	1-0071	12396	12620	1. Liabilities to banks and non-bank financial institutions	1-0612	39213	34488
2. Production	1-0072			2. Non-current liabilities due	1-0510-2	877	1002
3. Goods	1-0073			3. Current liabilities, incl.	1-0630	31198	28992
4. Unfinished Production	1-0076		38	related parties	1-0611	4765	2109
5. Biological assets	1-0074			commercial loans	1-0614	3568	3328
6. Other	1-0077	84	62	liabilities to suppliers and clients	1-0613	6084	6280
Total (I):	1-0070	12480	12720	advance payments	1-0613-1	14261	14145
				personnel	1-0615	1092	769
II. Receivables				social insurance	1-0616	298	272
1. Receivables from related parties	1-0081	5761	2024	tax	1-0617	1130	2089
2. Receivables from clients and suppliers	1-0082	58342	54027	4. Other	1-0618	214	1102
3. Advance payments	1-0086-1	9922	3150	5. Provisions	1-0619	240	240
4. Receivables from commercial loans	1-0083	7795	4083	Total (I):	1-0610	71742	65824
5. Receivables awarded by court decisions	1-0084		2				
6. Tax recovery	1-0085		1				
7. From the personnel	1-0086-2			II. Other current liabilities	1-0610-1		
8. Other current receivables	1-0086	1801	1762	III. Deferred income	1-0700		
Total (II):	1-0080	83621	65049	IV. Financing	1-0700-1		
III. Financial Assets							
1. Held for trading	1-0093	0	0				
incl debt	1-0093-1			TOTAL (D)	1-0750	71742	65824
incl derivatives	1-0093-2						
other	1-0093-3						
2. Financial assets for sale	1-0093-4						
3. Other	1-0095						
Total (III):	1-0090	0	0				
IV. Cash and cash equivalents							
1. Cash	1-0151	55	2252				
2. Current accounts	1-0153	2214	8161				
3. Frozen cash in accounts	1-0155		1014				
4. Cash equivalents	1-0157						
Total (IV):	1-0150	2269	11427				
V. Deferred expenses	1-0160						
TOTAL (B)	1-0200	98370	89196				
TOTAL ASSETS (A + B):	1-0300	165501	144800	TOTAL EQUITY, MINORITY INTEREST AND LIABILITIES	1-0800	165501	144800

26.7.2010

Prepared by:

Executive Director:



INCOME STATEMENT

Name: ENEMONA AD
 Type: NON-CONSOLIDATED
 For the period: 01.01.2010-30.06.2010


('000 BGN)

EXPENSES	Code	Current Period	Previous Period	INCOME	Code	Current Period	Previous Period
a	b	1	2	a	b	1	2
A. Operating Expenses				A. Operating income			
<i>I. Expenses by category</i>				<i>I. Net sales revenue from:</i>			
1. Materials	2-1120	4234	5975	1. Production	2-1551	32465	43014
2. External services	2-1130	15135	19725	2. Goods	2-1552		
3. Depreciation	2-1160	848	1003	3. Services	2-1560	171	264
4. Wages	2-1140	8444	8156	4. Others	2-1556	183	2853
5. Social Insurance	2-1150	1128	812	Total (I):	2-1610	32819	46131
6. Balance sheet value of assets sold	2-1010		660				
7. Changes in the value of inventory and unfinished production	2-1030	164	172	II. Income from financing	2-1620		
8. Other costs:	2-1170	759	1899	incl. financing from the government	2-1621		
incl. Assets devaluation	2-1171						
incl. Provisions	2-1172			III. Financial income			
Total (I):	2-1100	30 712	38 402	1. Interest	2-1710	873	601
				2. Dividends	2-1721	1592	62
II. Financial expenses				3. Gain from financial operations (financial assets and instruments)	2-1730		
1. Interest	2-1210	1397	1518	4. Gain due to exchange rate changes	2-1740	9	14
2. Loss from financial operations (financial assets and instruments)	2-1220			5. Other income from financial operations	2-1745	2	18
3. Loss due to exchange rate changes	2-1230	21	20	Total (III):	2-1700	2476	695
4. Other	2-1240	388	2043				
Total (II):	2-1200	1 806	3 581				
				B. Total operating costs	2-1300	32 518	41 983
				B. Total operating income	2-1600	35295	46826
C. Operating Profit	2-1310	2 777	4 843	C. Operating loss	2-1810	0	0
<i>III. Share of profit of associated companies and joint-ventures</i>	<i>2-1250-1</i>			<i>IV. Share of loss of associated companies and joint-ventures</i>	<i>2-1810-1</i>		
<i>IV. Extraordinary expenses</i>	<i>2-1250</i>			<i>V. Extraordinary income</i>	<i>2-1750</i>		0
D. Total costs	2-1350	32 518	41 983	D. Total income	2-1800	35 295	46 826
E. Gross profit	2-1400	2 777	4 843	E. Gross loss	2-1850	0	0
<i>V. Taxes</i>	<i>2-1450</i>	<i>278</i>	<i>484</i>				
1. Current corporate tax	2-1451	278	484				
2. Deferred corporate tax	2-1452						
3. Others	2-1453						
F. After-tax profit	2-0454	2 499	4 359	F. After-tax loss	2-0455	0	0
Minority interest	2-0454-1			Minority interest	2-0455-1		
G. Net profit	2-0454-2	2 499	4 359	G. Net loss	2-0455-2	0	0
TOTAL (D + V + F)	2-1500	35 295	46 826	TOTAL (D+F):	2-1900	35 295	46 826

26.7.2010

Prepared by:

Executive Director




CASH FLOW STATEMENT

Name: **ENEMONA AD**
 Type: **NON-CONSOLIDATED**
 For the period: **01.01.2010-30.06.2010**

CASH FLOWS	Code	Current Period	Previous Period
a	b	1	2
A. Cash flows from operating activities			
1. Proceeds from clients	3-2201	32125	45154
2. Payments to suppliers	3-2201-1	-33268	-32043
3. Payments/proceeds, related to financial assets, held for trading	3-2202		
4. Payments related to remuneration	3-2203	-9313	-8883
5. Paid / recovered taxes (without corporate tax)	3-2206	-1566	-6180
6. Corporate tax	3-2206-1	-1106	-1019
7. Proceeds from interest	3-2204		-269
8. Bank fees and interest on short term loans	3-2204-1		-38
9. Gains / Loss from changes in exchange rates	3-2205		-6
10. Other proceeds / payments from operating activities	3-2208	-376	-1729
Net cash flow from operating activities	3-2200	-13 504	-5 013
B. Cash flows from investment activities			
1. Purchase of non-current assets	3-2301	-6153	-303
2. Proceeds from sales of non-current assets	3-2301-1		
3. Loans provided	3-2302	-11493	-10239
4. Recovered loans, incl. financial leasing	3-2302-1	7042	7171
5. Interest on loans provided	3-2302-2		
6. Investments	3-2302-3	-763	-3091
7. Proceeds from sales of investments	3-2302-4		
8. Dividends on investments	3-2303		
9. Gains / Loss from changes in exchange rates	3-2305		
10. Other proceeds / payments from investment activities	3-2306		
Net cash flow from investment activities	3-2300	-11 367	-6 462
C. Cash flows from financial activities			
1. Proceeds from issues of securities	3-2401	10941	
2. Payments related to buy-backs of securities	3-2401-1		
3. Proceeds from loans	3-2403	17666	2297
4. Payments on loans	3-2403-1	-11045	-1077
5. Payments on leasing contracts	3-2405	-530	-1609
6. Bank fees and interest on investment loans	3-2404	-1319	-123
7. Dividends paid-out	3-2404-1		
8. Other proceeds / payments from financial activities	3-2407		-1031
Net cash flow from financial activities	3-2400	15 713	-1 543
D. Net Cash Flow	3-2500	-9 158	-13 018
E. Opening balance	3-2600	11427	15140
F. Closing balance, incl.	3-2700	2 269	2 122
Cash and current accounts	3-2700-1	2269	2122
Frozen cash in accounts	3-2700-2		

26.7.2010 Prepared by: 

Executive Director: 



Statement of changes in equity

For the period

01.01.2010-30.06.2010

ITEMS		Share Capital	Reserves					Retained Profit/Loss		Transfer reserves	Total Equity	Minority interest
			Share premium reserves	Reserve from revaluation of assets and liabilities	Special purpose reserves			Retained profit	Accumulated loss			
					General reserves	Special reserves	Other reserves					
a		1	2	3	4	5	6	7	8	9	10	11
		1-0410	1-0410	1-0422	1-0424	1-0425	1-0426	1-0452	1-0453	4-0426-1	1-0400	1-0400-1
Opening balance	4-01	11 934	30 837	0	17 626	0	993	11 590	0		72980	0
Changes in opening balance due to:	4-15	0	0	0	0	0	0	0	0	0	0	0
Changes in accounting policies	4-15-1										0	
Fundamental errors	4-15-2										0	
Modified opening balance	4-01-1	11 934	30 837	0	17 626	0	993	11 590	0	0	72980	0
Net profit/loss	4-05							2499	0		2499	
1. Profit distribution for:	4-06	0	0	0	0	0	0	0	0	0	0	0
dividends	4-07										0	
other	4-07-1										0	
2. Covering of accumulated loss	4-08										0	
3. Revaluation of assets and liabilities, including:	4-09	0	0	0	0	0	0	0	0	0	0	0
increase	4-10										0	
decrease	4-11										0	
4. Revaluation of financial assets, including:	4-12	0	0	0	0	0	0	0	0	0	0	0
increase	4-13										0	
decrease	4-14										0	
5. Deferred taxes	4-16-1										0	
6. Other	4-16	1103					9838	91			11032	
Closing balance	4-17	13 037	30 837	0	17 626	0	10 831	14 180	0	0	86511	0
7. Changes due to annual financial statement transfers to companies abroad	4-18										0	
8. Changes due to annual financial statement modificatios due to hyperinflation	4-19										0	
Closing equity	4-20	13 037	30 837	0	17 626	0	10 831	14 180	0	0	86511	0

26.7.2010

Prepared by:

Executive Director:

