


BALANCE SHEET

Name:	ENEMONA AD
Type:	NON-CONSOLIDATED
For the period:	01.01.2010-30.09.2010

('000 BGN)

ASSETS	Code	Current Period	Previous Period	EQUITY, MINORITY INTEREST AND LIABILITIES	Code	Current Period	Previous Period
a	b	1	2	a	b	1	2
A. NON-CURRENT ASSETS				A. EQUITY			
I. Non-current tangible assets				I. Share Capital			
1. Land	1-0011	5802	2819	Paid-in share capital	1-0411	13037	11934
2. Buildings	1-0012	13737	9457	incl. ordinary shares	1-0411-1		
3. Machinery and equipment	1-0013	1393	1674	incl. preferred shares	1-0411-2		
4. Installations	1-0014			Ordinary shares bought back	1-0417		
5. Transportation vehicles	1-0015	4689	5153	Preferred shares bought back	1-0417-1		
6. Tools	1-0017-1	360	367	Share capital not paid-in	1-0416		
7. Assets under construction	1-0018	6113	5760	Total (I):	1-0410	13037	11934
8. Other assets	1-0017	1120	1281	II. Reserves			
Total (I):	1-0010	33214	26511	1. Share premium reserves	1-0421	30837	30837
II. Investment properties	1-0041			2. Reserve from revaluation of assets and liabilities	1-0422		0
III. Biological Assets	1-0016			3. Special purpose reserves	1-0423	38547	18619
IV. Non-current intangible assets				general reserves	1-0424	27716	17626
1. Rights of ownership	1-0021	696	733	special reserves	1-0425		
2. Software products	1-0022	113	126	other reserves	1-0426	10831	993
3. R&D	1-0023			Total (II):	1-0420	69384	49456
4. Other	1-0024			III. Financial Result			
Total (IV):	1-0020	809	859	1. Retained Profit/Loss	1-0451	616	1602
V. Goodwill				retained Profit	1-0452	616	1602
1. Positive goodwill	1-0051			accumulated Loss	1-0453		
2. Negative goodwill	1-0052			changes in accounting policies	1-0451-1		
Total (V):	1-0050	0	0	2. Current profit	1-0454	2768	9988
VI. Financial Assets				3. Current loss	1-0455		
1. Share participation	1-0031	19156	18572	Total (III):	1-0450	3384	11590
- in subsidiaries	1-0032	19152	18321	TOTAL (A)			
- joint ventures	1-0033			B. MINORITY INTEREST			
- in associated companies	1-0034	4	251	1-0400-1			
- in other companies	1-0035			C. NON-CURRENT LIABILITIES			
2. Financial assets held until maturity	1-0042	0	0	I. Commercial and other liabilities			
Treasury bonds	1-0042-1			1. Liabilities to related parties	1-0511		
bonds including:	1-0042-2			2. Liabilities to financial institutions	1-0512	9135	192
municipal bonds	1-0042-3			3. ZUNK bond liabilities	1-0512-1		
other	1-0042-4			4. Commercial loans	1-0514		
3. Other financial assets	1-0042-5	19156	18572	5. Bonds	1-0515		2934
Total (VI):	1-0040	19156	18572	6. Other long-term liabilities	1-0517	1167	1716
VII. Commercial and other receivables				Total (B):	1-0510	10302	4842
1. Receivables from related parties	1-0044		18				
2. Commercial loans	1-0045	2102	2390				
3. Financial leasing	1-0046-1						
4. Other	1-0046	15437	7254				

Total (VII):	1-0040-1	17539	9662	III. Other non-current liabilities	1-0510-1	174	174
VIII. Deferred expenses	1-0060			III. Deferred income	1-0520		
IX. Deferred taxes	1-0060-1			IV. Deferred taxes	1-0516	980	980
TOTAL (A)	1-0100	70718	55604	V. Financing	1-0520-1		
B. CURRENT ASSETS				TOTAL (C)	1-0500	11456	5996
I. Inventory				D. CURRENT LIABILITIES			
1. Materials	1-0071	8686	12620	I. Commercial and other liabilities			
2. Production	1-0072			1. Liabilities to banks and non-bank financial institutions	1-0612	41994	34488
3. Goods	1-0073			2. Non-current liabilities due	1-0510-2	765	1002
4. Unfinished Production	1-0076			3. Current liabilities, incl. related parties	1-0630	22140	28992
5. Biological assets	1-0074	1323	62	commercial loans	1-0611	6996	2109
6. Other	1-0077	10009	12720	liabilities to suppliers and clients	1-0614	2338	3328
TOTAL (I):	1-0070			advance payments	1-0613-1	6726	6280
				personnel	1-0613-1	4626	14145
II. Receivables				social insurance	1-0615	847	769
1. Receivables from related parties	1-0081	7275	2024	2024	1-0616	280	272
2. Receivables from clients and suppliers	1-0082	48221	54027	tax	1-0617	327	2089
3. Advance payments	1-0086-1	12230	3150	4. Other	1-0618	229	1102
4. Receivables from commercial loans	1-0083	6297	4083	5. Provisions	1-0619	240	240
5. Receivables awarded by court decisions	1-0084			2	1-0610	65368	65824
6. Tax recovery	1-0085			1			
7. From the personnel	1-0086-2						
8. Other current receivables	1-0086	4423	1762	II. Other current liabilities	1-0610-1		
TOTAL (II):	1-0080	78446	65049	III. Deferred income	1-0700		
				IV. Financing	1-0700-1		
III. Financial Assets							
1. Held for trading	1-0093	0	0	TOTAL (D)	1-0750	65368	65824
incl. débt	1-0093-1						
incl. derivatives	1-0093-2						
other	1-0093-3						
2. Financial assets for sale	1-0093-4						
3. Other	1-0095						
TOTAL (III):	1-0090	0	0				
IV. Cash and cash equivalents							
1. Cash	1-0151	103	2252				
2. Current accounts	1-0153	3353	8161				
3. Frozen cash in accounts	1-0155		1014				
4. Cash equivalents	1-0157						
TOTAL (IV):	1-0150	3456	11427				
V. Deferred expenses	1-0160						
TOTAL (B)	1-0200	91911	89196				
TOTAL ASSETS (A + B):	1-0300	162629	144800	TOTAL EQUITY, MINORITY INTEREST AND LIABILITIES	1-0800	162629	144800



Prepared by: *[Signature]*
Executive Director: *[Signature]*

27.10.2010

INCOME STATEMENT

ENEMONA AD

NON-CONSOLIDATED

01.01.2010-30.09.2010

Name:

Type:

For the period:


('000 BGN)

EXPENSES	Code	Current Period	Previous Period	INCOME	Code	Previous Period	
						1	2
a	b	1	2	a	b	1	2
A. Operating Expenses				A. Operating income			
<i>I. Expenses by category</i>				<i>I. Net sales revenue from:</i>			
1. Materials	2-1120	11214	11516	1. Production	2-1551	55291	63818
2. External services	2-1130	25074	29034	2. Goods	2-1552		
3. Depreciation	2-1160	1280	1430	3. Services	2-1560	237	446
4. Wages	2-1140	12892	12375	4. Others	2-1556	343	5019
5. Social insurance	2-1150	1730	1400	Total (I):	2-1610	55871	69283
6. Balance sheet value of assets sold	2-1010		2660				
7. Changes in the value of inventory and unfinished production	2-1030	-6	-2312	II. Income from financing	2-1620		
8. Other costs:	2-1170	1541	3747	incl. financing from the government	2-1621		
incl. Assets devaluation	2-1171						
incl. Provisions	2-1172			III. Financial income			
Total (II):	2-1100	53 725	59 850	1. Interest	2-1710	2180	1712
				2. Dividends	2-1721	1663	62
				3. Gain from financial operations (financial assets and instruments)	2-1730	5	175
II. Financial expenses				4. Gain due to exchange rate changes	2-1740	13	15
1. Interest	2-1210	2052	2217	5. Other income from financial operations	2-1745	2	14
2. Loss from financial operations (financial assets and instruments)	2-1220			Total (III):	2-1700	3863	1978
3. Loss due to exchange rate changes	2-1230	40	41				
4. Other	2-1240	841	2043				
Total (III):	2-1200	2 933	4 301				
				B. Total operating costs	2-1300	56 658	64 151
B. Total operating costs				B. Total operating income	2-1600	59734	71261
C. Operating Profit	2-1310	3 076	7 110	C. Operating loss	2-1810	0	0
<i>III. Share of profit of associated companies and joint-ventures</i>	<i>2-1250-1</i>			<i>IV. Share of loss of associated companies and joint-ventures</i>	<i>2-1810-1</i>		
<i>IV. Extraordinary expenses</i>	<i>2-1250</i>			<i>V. Extraordinary income</i>	<i>2-1750</i>		0
D. Total costs	2-1350	56 658	64 151	D. Total income	2-1800	59 734	71 261
E. Gross profit	2-1400	3 076	7 110	E. Gross loss	2-1850	0	0
F. Taxes	2-1450	308	711				
1. Current corporate tax	2-1451	308	711				
2. Deferred corporate tax	2-1452						
3. Others	2-1453						
F. After-tax profit	2-0454	2 768	6 399	F. After-tax loss	2-0455	0	0
Minority interest	2-0454-1			Minority interest	2-0455-1		
G. Net profit	2-0454-2	2 768	6 399	G. Net loss	2-0455-2	0	0
TOTAL (D + V + F)	2-1500	59 734	71 261	TOTAL (D+F):	2-1900	59 734	71 261

27.10.2010

Prepared by:


Executive Director:



CASH FLOW STATEMENT

Name: ENEMONA AD
 Type: NON-CONSOLIDATED
 For the period: 01.01.2010-30.09.2010

CASH FLOWS	Code	Current Period	Previous Period
	a	1	2
A. Cash flows from operating activities	b		
1. Proceeds from clients	3-2201	54561	73629
2. Payments to suppliers	3-2201-1	-52456	-46117
3. Payments/proceeds, related to financial assets, held for trading	3-2202		
4. Payments related to remuneration	3-2203	-14655	-12978
5. Paid / recovered taxes (without corporate tax)	3-2206	-2505	-8563
6. Corporate tax	3-2206-1	-1106	-1019
7. Proceeds from interest	3-2204	-251	-499
8. Bank fees and interest on short term loans	3-2204-1		-19
9. Gains / Loss from changes in exchange rates	3-2205		-1965
10. Other proceeds / payments from operating activities	3-2208	-1171	2 218
Net cash flow from operating activities	3-2200	-17 332	2 218
B. Cash flows from investment activities			
1. Purchase of non-current assets	3-2301	-7036	-303
2. Proceeds from sales of non-current assets	3-2301-1	74	
3. Loans provided	3-2302	-13531	16246
4. Recovered loans, incl. financial leasing	3-2302-1	10632	-15330
5. Interest on loans provided	3-2302-2		-4322
6. Investments	3-2302-3	-831	
7. Proceeds from sales of investments	3-2302-4	248	
8. Dividends on investments	3-2303	357	
9. Gains / Loss from changes in exchange rates	3-2305		
10. Other proceeds / payments from investment activities	3-2306		
Net cash flow from investment activities	3-2300	-10 087	-3 709
C. Cash flows from financial activities			
1. Proceeds from issues of securities	3-2401	10946	
2. Payments related to buy-backs of securities	3-2401-1		
3. Proceeds from loans	3-2403	26852	3062
4. Payments on loans	3-2403-1	-14329	-2597
5. Payments on leasing contracts	3-2405	-795	-3329
6. Bank fees and interest on investment loans	3-2404	-1806	-153
7. Dividends paid-out	3-2404-1	-1420	
8. Other proceeds / payments from financial activities	3-2407		-1035
Net cash flow from financial activities	3-2400	19 448	-4 052
D. Net Cash Flow	3-2500	-7 971	-5 543
E. Opening balance	3-2600	11427	15140
F. Closing balance, incl.	3-2700	3 456	9 597
Cash and current accounts	3-2700-1	3456	9597
Frozen cash in accounts	3-2700-2		

27.10.2010 Prepared by: 
 Executive Director:

Statement of changes in equity

For the period 01.01.2010-30.09.2010

ITEMS	Share Capital		Reserves						Retained Profit/Loss			Total Equity	Minority interest
	1	2	Share premium reserves	Reserve from revaluation of assets and liabilities	Special purpose reserves			Retained profit	Accumulated loss	Transfer reserves			
					General reserves	Special reserves	Other reserves						
	1-0410	1-0410	1-0422	1-0424	1-0425	1-0426	7	8	9	10	1-0400-1		
a													
Opening balance	11 934	30 837	0	17 626	0	993	11 590	1-0453	4-0426-1	72980	0		
Changes in opening balance due to:													
4-15 Changes in accounting policies													
4-15-1 Fundamental errors													
4-15-2													
Modified opening balance	11 934	30 837	0	17 626	0	993	11 590	0	0	72980	0		
Net profit/loss													
1. Profit distribution for:													
4-06 dividends							2768			2768			
4-07 other							-11 590			-1500			
4-07-1							-1500			-1500			
2. Covering of accumulated loss							-10090			0			
4-08													
3. Revaluation of assets and liabilities, including:													
4-09 increase							0			0			
4-10 decrease													
4-11													
4. Revaluation of financial assets, including:													
4-12 increase							0			0			
4-13 decrease													
4-14													
5. Deferred taxes													
4-16-1													
6. Other	1103					9838	616			11557			
4-16													
Closing balance	13 037	30 837	0	27 716	0	10 831	3 384	0	0	85805	0		
4-17													
4-18													
7. Changes due to annual financial statement transfers to companies abroad													
4-18													
8. Changes due to annual financial statement modifications due to hyperinflation													
4-19													
Closing equity	13 037	30 837	0	27 716	0	10 831	3 384	0	0	85805	0		
4-20													

27.10.2010

Prepared by:

Executive Director: