

BALANCE SHEET

Name:

Type:

For the period:

ENEMONA AD

CONSOLIDATED

01.01.2010-30.06.2010

('000 BGN)


ASSETS	Code	Current Period	Previous Period	EQUITY, MINORITY INTEREST AND LIABILITIES	Code	Current Period	Previous Period
a	b	1	2	a	b	1	2
A. NON-CURRENT ASSETS				A. EQUITY			
I. Non-current tangible assets				I. Share Capital			
1. Land	1-0011	23466	20358	Paid-in share capital	1-0411	13037	11934
2. Buildings	1-0012	23244	20381	<i>incl. ordinary shares</i>	1-0411-1		
3. Machinery and equipment	1-0013	10347	11794	<i>incl. preferred shares</i>	1-0411-2		
4. Installations	1-0014	357		Ordinary shares bought back	1-0417		
5. Transportation vehicles	1-0015	8289	8980	Preferred shares bought back	1-0417-1		
6. Tools	1-0017-1	579		Share capital not paid-in	1-0416		
7. Assets under construction	1-0018	8524	7459	Total (I):	1-0410	13037	11934
8. Other assets	1-0017	2713	3451	II. Reserves			
Total (I):	1-0010	77519	72423	1. Share premium reserves	1-0421	31993	30837
II. Investment properties	1-0041	742	742	2. Reserve from revaluation of assets and liabilities	1-0422		
III. Biological Assets	1-0016			3. Special purpose reserves	1-0423	36346	24339
IV. Non-current intangible assets				general reserves	1-0424	23671	22315
1. Rights of ownership	1-0021	1797	1854	special reserves	1-0425	0	0
2. Software products	1-0022	142	149	other reserves	1-0426	12675	2024
3. R&D	1-0023			Total (II):	1-0420	68339	55176
4. Other	1-0024	9		III. Financial Result			
Total (IV):	1-0020	1948	2003	1. Retained Profit/Loss	1-0451	24894	14571
				retained Profit	1-0452	24894	14571
V. Goodwill				accumulated Loss	1-0453		
1. Positive goodwill	1-0051	3413	3413	changes in accounting policies	1-0451-1		
2. Negative goodwill	1-0052			2. Current profit	1-0454	3394	14816
Total (V):	1-0050	3413	3413	3. Current loss	1-0455		
VI. Financial Assets				Total (III):	1-0450	28288	29387
1. Share participation	1-0031	251	251				
- in subsidiaries	1-0032			TOTAL (A)	1-0400	109664	96497
- joint ventures	1-0033						
- in associated companies	1-0034	251	251	B. MINORITY INTEREST	1-0400-1	6403	6452
- in other companies	1-0035						
2. Financial assets held until maturity	1-0042	15158	15122	C. NON-CURRENT LIABILITIES			
Treasury bonds	1-0042-1			I. Commercial and other liabilities			
bonds including:	1-0042-2			1. Liabilities to related parties	1-0511		
municipal bonds	1-0042-3			2. Liabilities to financial institutions	1-0512	19402	6120
other	1-0042-4	15158	15122	3. ZUNK bond liabilities	1-0512-1	0	0
3. Other financial assets	1-0042-5			4. Commercial loans	1-0514	0	0
Total (VI):	1-0040	15409	15373	5. Bonds	1-0515	4427	5867
VII. Commercial and other receivables				6. Other long-term liabilities	1-0517	3468	4994
1. Receivables from related parties	1-0044			Total (I):	1-0510	27297	16981
2. Commercial loans	1-0045	2582	5053				
3. Financial leasing	1-0046-1						
4. Other	1-0046	13052	5595				

Total (VII):	1-0040-1	15634	10648	II. Other non-current liabilities	1-0510-1	202	278
				III. Deferred income	1-0520		
VIII. Deferred expenses	1-0060			IV. Deferred taxes	1-0516	1873	1839
IX. Deferred taxes	1-0060-1	36		V. Financing	1-0520-1		
TOTAL (A)	1-0100	114701	104602	TOTAL (C)	1-0500	29372	19098
B. CURRENT ASSETS				D. CURRENT LIABILITIES			
I. Inventory				I. Commercial and other liabilities			
1. Materials	1-0071	16716	17617	1. Liabilities to banks and non-bank financial institutions	1-0612	46398	56175
2. Production	1-0072	175	299	2. Non-current liabilities due	1-0510-2	3775	2491
3. Goods	1-0073	8	15	3. Current liabilities, incl.	1-0630	45125	44812
4. Unfinished Production	1-0076	4169	2784	related parties	1-0611		
5. Biological assets	1-0074			commercial loans	1-0614	5765	4163
6. Other	1-0077	84		liabilities to suppliers and clients	1-0613	17829	19463
Total (I):	1-0070	21152	20715	advance payments	1-0613-1	16908	15924
				personnel	1-0615	2457	1667
II. Receivables				social insurance	1-0616	536	609
1. Receivables from related parties	1-0081		391	tax	1-0617	1630	2986
2. Receivables from clients and suppliers	1-0082	74011	63466	4. Other	1-0618	404	4557
3. Advance payments	1-0086-1	11472	4336	5. Provisions	1-0619	459	634
4. Receivables from commercial loans	1-0083	10448	7555	Total (I):	1-0610	96161	108669
5. Receivables awarded by court decisions	1-0084	299	279				
6. Tax recovery	1-0085	1025	2315				
7. From the personnel	1-0086-2	15	2				
8. Other current receivables	1-0086	3053	3627	II. Other current liabilities	1-0610-1		
Total (II):	1-0080	100323	81971	III. Deferred income	1-0700		
				IV. Financing	1-0700-1	901	
III. Financial Assets							
1. Held for trading	1-0093	49	49				
incl. debt	1-0093-1	49	49	TOTAL (D)	1-0750	97062	108669
incl. derivatives	1-0093-2						
other	1-0093-3						
2. Financial assets for sale	1-0093-4						
3. Other	1-0095						
Total (III):	1-0090	49	49				
IV. Cash and cash equivalents							
1. Cash	1-0151	237	2745				
2. Current accounts	1-0153	5921	19460				
3. Frozen cash in accounts	1-0155	118	1174				
4. Cash equivalents	1-0157						
Total (IV):	1-0150	6276	23379				
V. Deferred expenses	1-0160						
TOTAL (B)	1-0200	127800	126114				
TOTAL ASSETS (A + B):	1-0300	242501	230716	TOTAL EQUITY, MINORITY INTEREST AND LIABILITIES	1-0800	242501	230716

10.8.2010

Prepared by:

Executive Director:



INCOME STATEMENT

Name:

**ENEMONA AD
CONSOLIDATED**

Type:

01.01.2010-30.06.2010

For the period:

('000 BGN)

EXPENSES	Code	Current Period	Previous Period	INCOME			
				Code	Current Period	Previous Period	
a	b	1	2	a	b	1	2
A. Operating Expenses				A. Operating income			
<i>I. Expenses by category</i>				<i>I. Net sales revenue from:</i>			
1. Materials	2-1120	10181	10303	1. Production	2-1551	46582	52458
2. External services	2-1130	15835	21361	2. Goods	2-1552	39785	28789
3. Depreciation	2-1160	2381	2230	3. Services	2-1560	1099	1108
4. Wages	2-1140	14879	14946	4. Others	2-1556	605	1963
5. Social Insurance	2-1150	2018	1594	Total (I):	2-1610	88071	84318
6. Balance sheet value of assets sold	2-1010	37931	26413				
7. Changes in the value of inventory and unfinished production	2-1030	1056	-2944	II. Income from financing	2-1620	936	18
8. Other costs:	2-1170	1182	520	incl. financing from the government	2-1621	936	18
incl. Assets devaluation	2-1171						
incl. Provisions	2-1172			III. Financial income			
Total (I):	2-1100	85 463	74 423	1. Interest	2-1710	1724	1302
				2. Dividends	2-1721	1592	62
II. Financial expenses				3. Gain from financial operations (financial assets and instruments)	2-1730	0	1656
1. Interest	2-1210	2512	2716	4. Gain due to exchange rate changes	2-1740	9	50
2. Loss from financial operations (financial assets and instruments)	2-1220	2	1	5. Other income from financial operations	2-1745	2	18
3. Loss due to exchange rate changes	2-1230	35	39	Total (III):	2-1700	3327	3088
4. Other	2-1240	550	2117				
Total (II):	2-1200	3 099	4 873				
				B. Total operating costs	2-1300	88 562	79 296
B. Total operating costs	2-1300	88 562	79 296	B. Total operating income	2-1600	92334	87424
C. Operating Profit	2-1310	3 772	8 128	C. Operating loss	2-1810	0	0
<i>III. Share of profit of associated companies and joint-ventures</i>	<i>2-1250-1</i>			<i>IV. Share of loss of associated companies and joint-ventures</i>	<i>2-1810-1</i>		
<i>IV. Extraordinary expenses</i>	<i>2-1250</i>	<i>1</i>	<i>7</i>	<i>V. Extraordinary income</i>	<i>2-1750</i>		
D. Total costs	2-1350	88 563	79 303	D. Total income	2-1800	92 334	87 424
E. Gross profit	2-1400	3 771	8 121	E. Gross loss	2-1850	0	0
<i>V. Taxes</i>	<i>2-1450</i>	<i>377</i>	<i>812</i>				
1. Current corporate tax	2-1451	377	812				
2. Deferred corporate tax	2-1452						
3. Others	2-1453						
F. After-tax profit	2-0454	3 394	7 309	F. After-tax loss	2-0455	0	0
Minority interest	2-0454-1		393	Minority interest	2-0455-1		
G. Net profit	2-0454-2	3 394	6 916	G. Net loss	2-0455-2	0	0
TOTAL (D + V + F)	2-1500	92 334	87 424	TOTAL (D+F):	2-1900	92 334	87 424

10.8.2010

Prepared by:



Executive Director:



CASH FLOW STATEMENT

Name: **ENEMONA AD**
 Type: **CONSOLIDATED**
 For the period: **01.01.2010-30.06.2010**

CASH FLOWS	Code	Current Period	Previous Period
a	b	1	2
A. Cash flows from operating activities			
1. Proceeds from clients	3-2201	88849	90221
2. Payments to suppliers	3-2201-1	-90521	-76091
3. Payments/proceeds, related to financial assets, held for trading	3-2202	3099	0
4. Payments related to remuneration	3-2203	-16944	-15411
5. Paid / recovered taxes (without corporate tax)	3-2206	-867	-6730
6. Corporate tax	3-2206-1	-1771	-1531
7. Proceeds from interest	3-2204	0	-232
8. Bank fees and interest on short term loans	3-2204-1	-174	-419
9. Gains / Loss from changes in exchange rates	3-2205	-3	-18
10. Other proceeds / payments from operating activities	3-2208	-368	-300
Net cash flow from operating activities	3-2200	-18 700	-10 511
B. Cash flows from investment activities			
1. Purchase of non-current assets	3-2301	-6927	-838
2. Proceeds from sales of non-current assets	3-2301-1	6	0
3. Loans provided	3-2302	-15396	4331
4. Recovered loans, incl. financial leasing	3-2302-1	11026	-9330
5. Interest on loans provided	3-2302-2	11	5
6. Investments	3-2302-3	-8	0
7. Proceeds from sales of investments	3-2302-4	0	0
8. Dividends on investments	3-2303	0	0
9. Gains / Loss from changes in exchange rates	3-2305	-9	-46
10. Other proceeds / payments from investment activities	3-2306	-301	1097
Net cash flow from investment activities	3-2300	-11 598	-4 781
C. Cash flows from financial activities			
1. Proceeds from issues of securities	3-2401	11091	0
2. Payments related to buy-backs of securities	3-2401-1	0	0
3. Proceeds from loans	3-2403	33817	12315
4. Payments on loans	3-2403-1	-28493	-11394
5. Payments on leasing contracts	3-2405	-908	-2009
6. Bank fees and interest on investment loans	3-2404	-2199	-477
7. Dividends paid-out	3-2404-1	0	-109
8. Other proceeds / payments from financial activities	3-2407	-113	-1088
Net cash flow from financial activities	3-2400	18 195	-2 762
D. Net Cash Flow	3-2500	103	-18 054
E. Opening balance	3-2600	23579	22519
F. Closing balance, incl.	3-2700	6 276	4 465
Cash and current accounts	3-2700-1	6158	4445
Frozen cash in accounts	3-2700-2	118	20

Prepared by: 
 10.8.2010
 Executive Director: 



Statement of changes in equity

For the period 01.01.2010-30.06.2010

ITEMS		Share Capital	Share premium reserves	Reserve from revaluation of assets and liabilities	Reserves			Retained Profit/Loss		Transfer reserves	Total Equity	Minority interest
					Special purpose reserves			Retained profit	Accumulated loss			
					General reserves	Special reserves	Other reserves					
a		1	2	3	4	5	6	7	8	9	10	11
		1-0410	1-0410	1-0422	1-0424	1-0425	1-0426	1-0452	1-0453	4-0426-1	1-0400	1-0400-1
Opening balance	4-01	11 934	30 837	0	22 315	0	2 024	29 387	0		96497	6 452
Changes in opening balance due to:	4-15	0	0	0	0	0	0	0	0	0	0	0
Changes in accounting policies	4-15-1										0	
Fundamental errors	4-15-2										0	
Modified opening balance	4-01-1	11 934	30 837	0	22 315	0	2 024	29 387	0	0	96497	6 452
Net profit/loss	4-05							3394	0		3394	
1. Profit distribution for:	4-06	0	0	0	0	0	0	0	0	0	0	0
dividends	4-07										0	
other	4-07-1										0	
2. Covering of accumulated loss	4-08										0	
3. Revaluation of assets and liabilities, including:	4-09	0	0	0	0	0	0	0	0	0	0	0
increase	4-10										0	
decrease	4-11										0	
4. Revaluation of financial assets, including:	4-12	0	0	0	0	0	0	0	0	0	0	0
increase	4-13										0	
decrease	4-14										0	
5. Deferred taxes	4-16-1										0	
6. Other	4-16	1103	1156		1356		10651	-4493			9773	-49
Closing balance	4-17	13 037	31 993	0	23 671	0	12 675	28 288	0	0	109664	6 403
7. Changes due to annual financial statement transfers to companies abroad	4-18										0	
8. Changes due to annual financial statement modifications due to hyperinflation	4-19										0	
Closing equity	4-20	13 037	31 993	0	23 671	0	12 675	28 288	0	0	109664	6 403

10.8.2010

Prepared by:

Executive Director:

