


Condensed interim statement of financial position

In thousands of BGN

| | Note | 30 September 2015 | 31 December 2014 |
|-------------------------------------|------|----------------------|---------------------|
| Assets | | | |
| Current assets | | | |
| Trade and other receivables | 7 | 2 | 10 |
| Cash and cash equivalents | 8 | 7 | 2 |
| | | 9 | 12 |
| Current assets | | 9 | 12 |
| Total assets | | | |
| Equity | | | |
| Share capital | 9 | 50 | 50 |
| Profit and loss | | (461) | (424) |
| Total equity | | (411) | (374) |
| Liabilities | | | |
| Non-current liabilities | | | |
| Loans and borrowings | 10 | 270 | 54 |
| Non-current liabilities | | 270 | 54 |
| Current liabilities | | | |
| Loans and borrowings | 10 | 93 | 270 |
| Trade and other payables | 11 | 57 | 62 |
| Current liabilities | | 150 | 332 |
| Total liabilities | | 420 | 386 |
| Total equity and liabilities | | 9 | 12 |

The notes on pages 6 to 10 are an integral part of these financial statements.


Paul Riley, through attorney
Executive Director



Alexander Ivanov
Compiler


Condensed interim statement of comprehensive income

For the nine months ended 30 September

| <i>In thousands of BGN</i> | <i>Note</i> | 2015 | 2014 |
|--------------------------------------------------|-------------|-------------|-------------|
| Revenue | | - | - |
| Hired services | 5 | (32) | (19) |
| Employee benefit expenses | 6 | (5) | (27) |
| Other | | - | (3) |
| Loss from operating activities | | (37) | (49) |
| Net finance costs | | - | - |
| Loss before income tax | | (37) | (49) |
| Income tax expense | | - | - |
| Loss for the year | | (37) | (49) |
| Total comprehensive income for the period | | (37) | (49) |

The notes on pages 6 to 10 are an integral part of these financial statements.



Paul Riley, through attorney
Executive Director


Alexander Ivanov
Compiler

Condensed interim statement of changes in equity

| <i>In thousands of BGN</i> | <i>Note</i> | Share capital | General reserves | Profit and loss | Total equity |
|--------------------------------------------------|-------------|------------------|---------------------|--------------------|-----------------|
| Balance at 1 January 2014 | | 50 | - | (296) | (246) |
| Total comprehensive income for the period | | | | | |
| Loss | | - | - | (49) | (49) |
| Total comprehensive income for the year | | - | - | (49) | (49) |
| Balance at 30 September 2014 | 9 | 50 | - | (345) | (295) |
| Balance at 1 January 2015 | | 50 | - | (424) | (374) |
| Total comprehensive income for the period | | | | | |
| Loss | | - | - | (37) | (37) |
| Total comprehensive income for the period | | - | - | (37) | (37) |
| Balance at 30 September 2015 | 9 | 50 | - | (461) | (411) |

The notes on pages 6 to 10 are an integral part of these financial statements.


Paul Riley, through attorney
Executive Director


Alexander Ivanov
Compiler

Condensed interim statement of cash flows

For the nine months ended 30 September

| <i>In thousands of BGN</i> | <i>Note</i> | 2015 | 2014 |
|--------------------------------------------------|-------------|-------------|--------------|
| Cash flows from operating activities | | | |
| VAT refund | | 12 | 13 |
| Cash paid to suppliers and other creditors | | (39) | (103) |
| Wages and other contributions | | (4) | (18) |
| Other | | (3) | - |
| Net cash for operating activities | | (34) | (108) |
| Cash flows from investing activities | | | |
| Net cash from investing activities | | - | - |
| Cash flows from financing activities | | | |
| loan facility | | 39 | 109 |
| Net cash from financing activities | | 39 | 109 |
| Net change in cash and cash equivalents | | 5 | 1 |
| Cash and cash equivalents at 1 January | | 2 | 9 |
| Cash and cash equivalents at 30 September | 8. | 7 | 10 |

The notes on pages 6 to 10 are an integral part of these financial statements.



Paul Riley, through attorney
Executive Director



Alexander Ivanov
Compiler